

# **LED Curing Light Unit**

## **User Manual**



Please read this operation manual carefully before use,  
and file for future reference. For dental use only.

## 1. Basic information:

It's suitable for dentistry and used for solidification of oral dental restoration materials.

This instrument uses high-power pure blue LED as the light source.

This device should only be used in a hospital or clinic by trained and qualified professionals.

## 2. Technical parameters:

Package:	96*255*40mm
Gross weight:	380g
Level:	Ordinary Type B
Battery:	2200mA, lithium-ion, D.C 3.7V
Input voltage:	AC 220V
Output voltage:	5V 1A
Light intensity:	$\geq 1500\text{mW/cm}^2$ , $\geq 2500\text{mW/cm}^2$
Light wave length:	385-515nm
Use Temperature:	5°C-40°C
Use Humidity:	$\leq 80\%$
Use Atmospheric pressure:	70kPa-106kPa

### 3. Installation :



**Light unit:** Push the light head inward to the round hole of the main unit with a slightly rotating, slight click sound will be issued when the head is pushed to the right position.

360-degree swivel head for easy access to the full oral cavity.




**Light shielding sheet:** Align the hole of the light shield with the machine head and push it in gently until the light shield is fixed on the main unit.



**Power adapter:** USB cable connects the unit and adapter, and insert the adapter into a power supply.

#### 4. Panel instruction :



## 5. Operation

Press any button to power on, press M button to select working modes, press S button to start/pause working.

### Time setting

Long press M till heard 'di' and light shining, then press M again to choose the time from 5s to 40s, after set time, stop operation for a while, when the light stops shining, times sets well.

ONE SECOND CURE: Can set as 1s/3s/5s.




HIGH/RAMP/PULSE: Default 20s, can set from 5s to 40s(5s/10s/15s/20s/25s/30s/35s/40s), beep every 5 seconds.

## 6. Working modes

One second cure



After pressing S, it will immediately continue to output  $\geq 2500\text{mW/cm}^2$  strong light

<p>High mode</p> 	<p>After pressing S, <math>\geq 1500\text{mW/cm}^2</math> strong light will be continuously output.</p>
<p>Ramp mode</p> 	<p>After pressing S, the light intensity gradually increases to <math>\geq 1500\text{mW/cm}^2</math></p>
<p>Pulse mode</p> 	<p>After pressing S, it will flash once every second, and the light intensity is <math>\geq 1500\text{mW/cm}^2</math></p>

## 7. Package list



LED curing light unit	1set
Light shielding sheet	1pc
Power adapter	1pc
USB cable	1pc
User manual	1pc